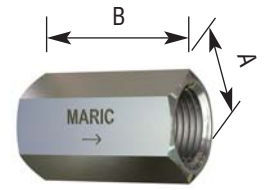


Maric Flow Control Valves


Constant Flow Rate Regardless of Pressure

Specifications – Valve bodies


Body Sizes	BSP Configurations <i>First letter specifies inlet</i>	NPT Configurations <i>First letter specifies inlet</i>	Flow Rate Availability <i>See all Available Flow Rates below</i>
6x3mm (1/4"x 1/8")	F&M	-	from 0.4 to 9 l/m
6mm (1/4")	F&F, F&M	F&F	from 0.4 to 9 l/m
10mm	M&F	F&F	from 0.4 to 9 l/m
15mm	F&F, M&F, F&M	F&F	from 0.4 to 23 l/m
20mm	F&F	F&F	from 0.4 to 54 l/m
25mm	F&F, M&F, F&M	F&F	from 0.4 to 114 l/m
32mm	F&F	F&F	from 0.4 to 233 l/m
40mm	F&F	F&F	from 0.4 to 233 l/m
50mm	F&F	F&F	from 0.4 to 233 l/m



F&F



M&F



F&M

Dimensions & Weights

Nominal size	1/4"x 1/8"	1/4"	10	15	20	25	32	40	50
A/F Dimension "A"	18.0	18.0	22.0	25.4	31.8	40.0	57.0	57.0	70.0
FF Body Length "B"	-	32.0	33.1	41.8	47.9	58.0	66.2	66.2	74.8
MF Body Length "C"	-	-	15.0	23.2	-	39.7	-	-	-
FM Body Length "D"	18.6	18.6	-	23.2	-	36.4	-	-	-
NPT (F&F only)	-	32.8	-	42.0	43.1	57.0	61.6	61.6	62.4
Approx Weight Kg	0.03	0.04	0.05	0.1	0.18	0.22	0.83	0.7	1.0

Standard Performance

Pressure Differential Range
Headloss
Flow Rate Accuracy
Available Flow Rates
 (litres/min)

Unless otherwise specified, **standard** Nitrile "Precision" type control rubbers are fitted giving the valve the following standard performance; (Refer also to available; Product Data – Control Rubbers – Precision)

140 – 1000 kPa

140 kPa at rated flow. (At lower than rated flows headloss reduces significantly.)

+/- 10%

.4 / .45 / .5 / .55 / .63 / .7 / .8 / .9 / 1.0 / 1.1 / 1.2 / 1.3 / 1.5 / 1.6 / 1.8 / 2.0 / 2.3 / 2.5 / 2.8 / 3.2 / 3.5 / 4.0 / 4.5 / 5.0 / 5.5 / 6.3 / 7.0 / 8.0 / 9.0 / 10 / 11 / 12 / 13 / 15 / 16 / 18 / 20 / 23 / 25 / 28 / 32 / 36 / 41 / 45 / 49 / 54 / 59 / 66 / 73 / 82 / 91 / 102 / 114 / 125 / 138 / 150 / 162 / 180 / 199 / 216 / 233 lpm

Materials

Body 316 Stainless Steel to ASTM484/A276

Threads, BSPT BSPT to AS ISO 7.1-2008 Male Series R, Female RP (Standard)

Threads, NPT NPSC to ANSI/ASME B1.20.1

Max Pressure Differential
Max Hydrostatic Pressure
Max Temperature
Compatible Control Rubbers

2000 kPa or limited by Control Rubber type

6000 kPa

60°C for Nitrile control rubbers, 100°C for EPDM, 200°C for Viton

P, LP, N6, N7, EP, E7, V, HF

www.maric.com.au

Telephone:
 08 8431 2281
 (+61 8 8431 2281)
 Facsimile:
 08 8431 2025

Specifying valves

When ordering these valves, please be sure to specify;

- Body size • (NPT if applicable) • Thread configuration • Body material
- Control rubber material and pressure differential range - if other than Precision
- Flow Rate

